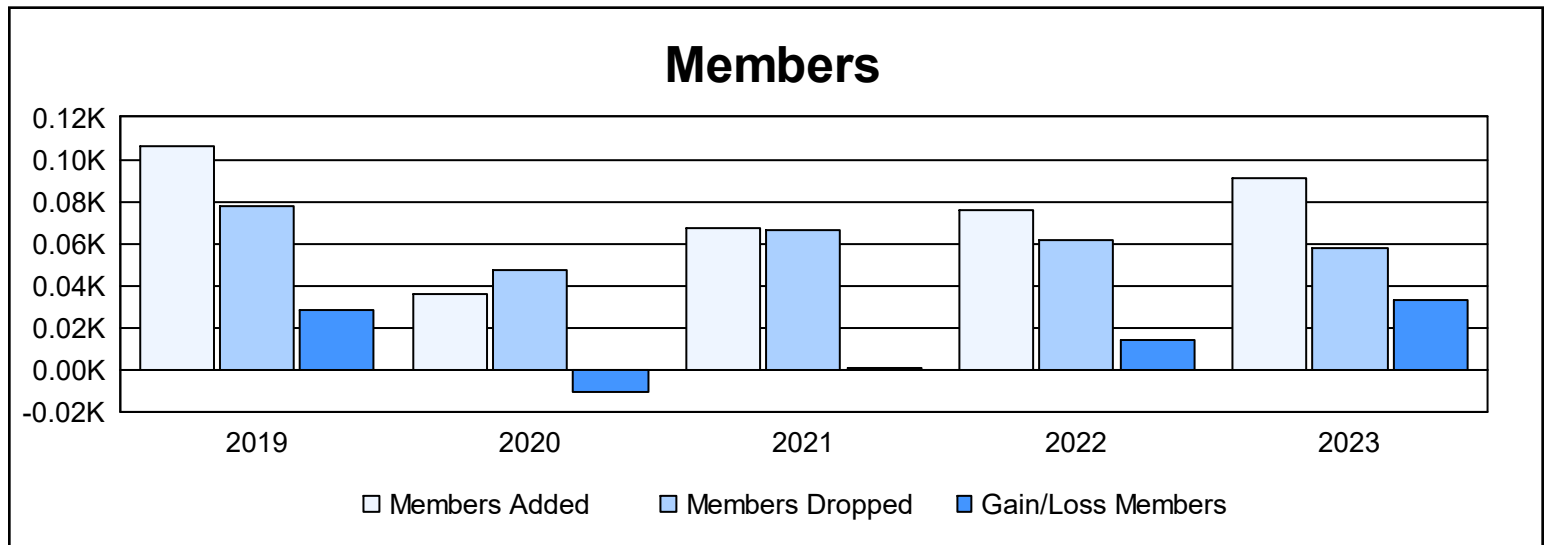
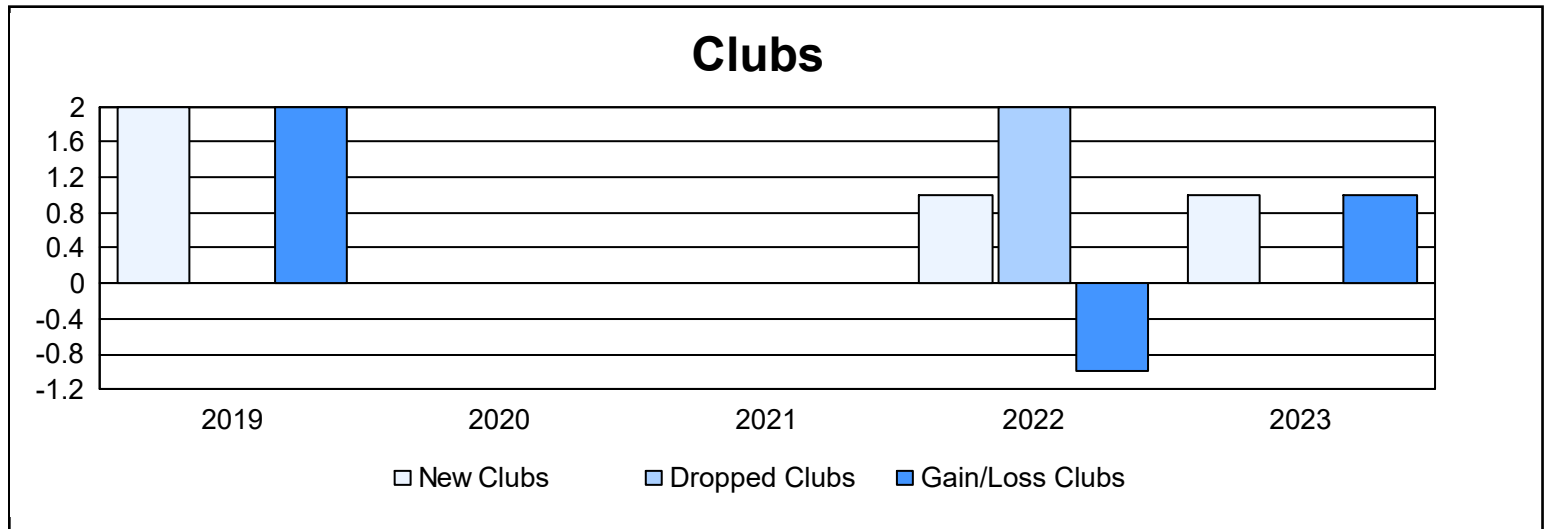
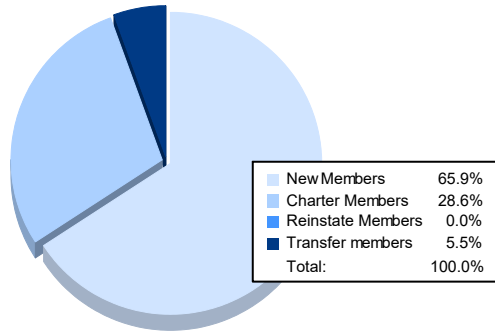


| Year | New Clubs | Dropped Clubs | Gain/ Loss Clubs | New Members | Charter Members | Reinstate Members | Transfer Members | Total Member Added | Total Members Dropped | Gain/ Loss Members |
|----------------|-----------|---------------|------------------|-------------|-----------------|-------------------|------------------|--------------------|-----------------------|--------------------|
| 2018-2019 | 2 | 0 | 2 | 57 | 46 | 2 | 1 | 106 | 78 | 28 |
| 2019-2020 | 0 | 0 | 0 | 29 | 2 | 3 | 2 | 36 | 47 | -11 |
| 2020-2021 | 0 | 0 | 0 | 63 | 1 | 1 | 2 | 67 | 66 | 1 |
| 2021-2022 | 1 | 2 | -1 | 45 | 22 | 0 | 9 | 76 | 62 | 14 |
| 2022-2023 | 1 | 0 | 1 | 60 | 26 | 0 | 5 | 91 | 58 | 33 |
| Average | 1 | 0 | 0 | 51 | 19 | 1 | 4 | 75 | 62 | 13 |



Membership Composition June 2023 Cumulative



Gender Composition June 2023 Cumulative

